


# ENCLOSURE EXPLOSION PROOF

## FLANGE TYPE

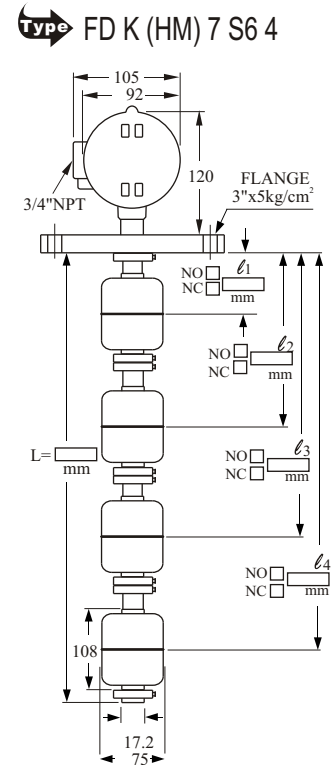
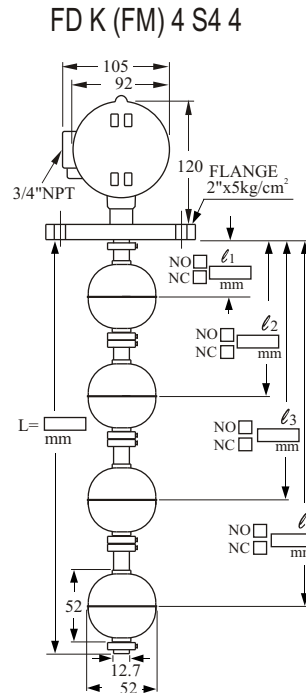
ATEX108  CESI 03 EX d IIB T3~T6

### Order information


Type  
Housing Type

**FD - K - HM - 7 - S6 - 4**

Connection Flanges	Pipe Diameter	Float Type	Float Quantity
EM=1-1/2" 5kg/cm <sup>2</sup>	3= 9.5	S2= 41x38	1~ 4
FM=2" 5kg/cm <sup>2</sup>	4= 12.7	S3= 45x55	1~ 4
FM=2" 5kg/cm <sup>2</sup>	4= 12.7	S4= 52x52	1~ 4
HM=3" 5kg/cm <sup>2</sup>	7= 17.2	S6= 75x108	1~ 4



## SCREW TYPE

 EEx d IIC T6

### Order information

Type  
Housing Type

**FD - K - HQ - 7 - S6 - 4**

Connection Flanges	Pipe Diameter	Float Type	Float Quantity
EQ=1-1/2" PT	3= 9.5	S2= 41x38	1~ 4
FQ=2" PT	4= 12.7	S3= 45x55	1~ 4
FQ=2" PT	4= 12.7	S4= 52x52	1~ 4
HQ=3" PT	7= 17.2	S6= 75x108	1~ 4

