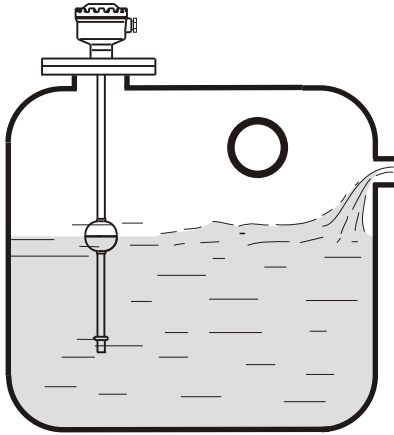
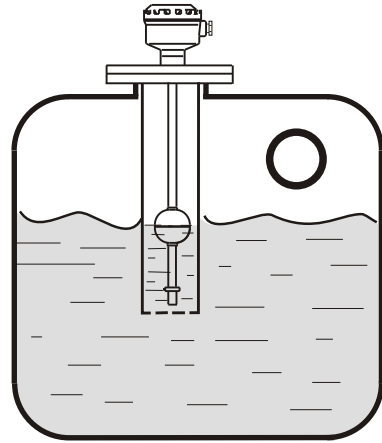


INSTALLATION

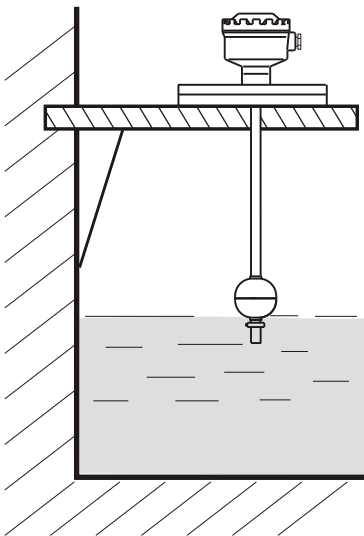
- ▶ The float level indicator should be mounted far away from liquid inlet, any strong liquid fluctuation will produce error output signals.



- ▶ It is requested a pipe shield or equivalent device to normalize the indicator actuation if the indicator is used with any agitator application.



- ▶ It had better require an L type supporter, when the level indicator is mounted in concrete wall tank as figure below.



- ▶ It is recommended to select the standpipe with diameter(d) larger than the float ball for installation process.

